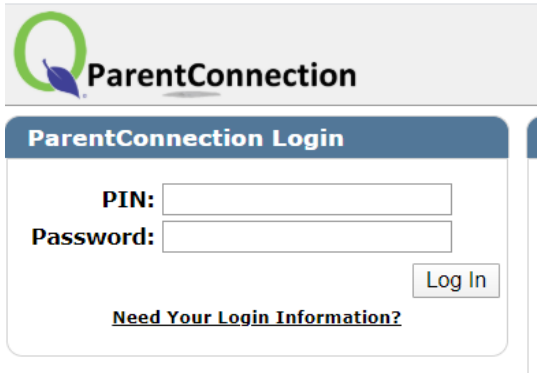


Q PARENT CONNECTION

HOW TO PRINT A COPY OF YOUR STUDENTS REPORT CARD

The Parent Portal can be found at the D11 homepage:

<https://d11connect.d11.org/parentportal>



ParentConnection

ParentConnection Login

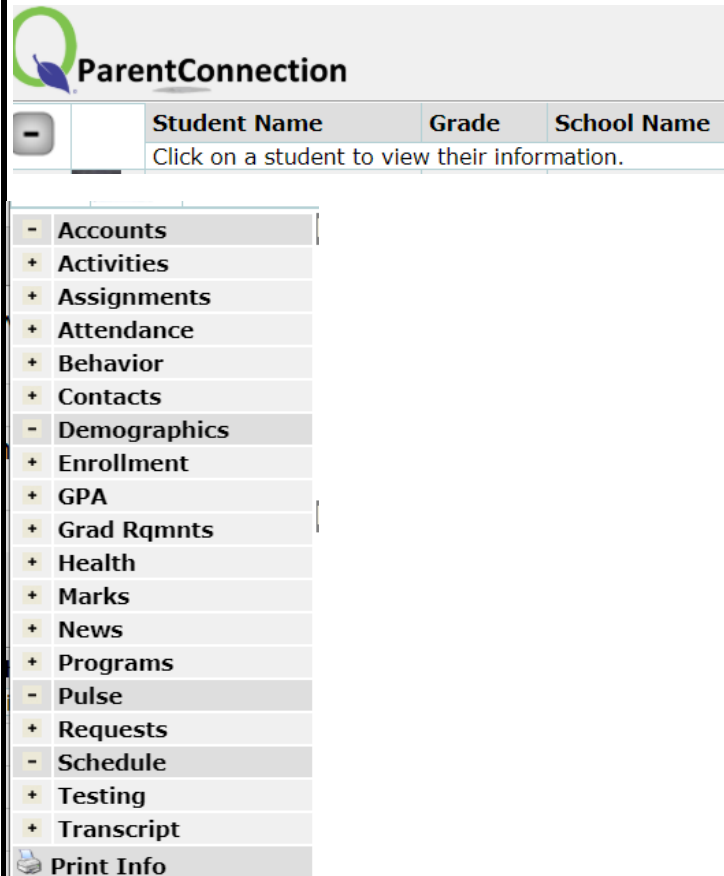
PIN:

Password:

[Need Your Login Information?](#)


If you do not have your PIN & Password information, please contact your students school.

Once you have logged in, click on your student and a menu will appear on the left side.



ParentConnection

Student Name	Grade	School Name
Click on a student to view their information.		

- Accounts
- + Activities
- + Assignments
- + Attendance
- + Behavior
- + Contacts
- Demographics
- + Enrollment
- + GPA
- + Grad Rqmnts
- + Health
- + Marks
- + News
- + Programs
- Pulse
- + Requests
- Schedule
- + Testing
- + Transcript
-  Print Info

Q PARENT CONNECTION

HOW TO PRINT A COPY OF YOUR STUDENTS REPORT CARD

Click on the MARKS section and it will take you to your students report cards for the year.

▣ Marks

Quarter 3

[Quarter 3 2019-2020 \(Click Here to Print\)](#)

In each reporting period you will see a link (Click Here to Print). By clicking on the link you will produce a PDF of your students report card.